

The Interrogation

By Sharang Biswas. Soundscape by Rebecca Drapkin

The Interrogation is a hybrid between a roleplaying game and a piece of interactive theatre, requiring two participants, neither of whom has previously played it. One player takes on the role of the investigator, and the other plays the suspect. The experience should last no more than 15 minutes.

Instructions

- 1) Print out the 23 pages for the inspector, and the 22 pages for the suspect (title pages are not numbered). Pages should be printed such that only one page can be seen at a time. Do not read any of the text on the pages at this point. Assemble the pages into two packets, with the title pages on the top.
- 2) Decide which player plays which character. Hand out the corresponding packet to each player.
- 3) It is recommended that the game be played with both players seated across from each other, at an uncluttered table or desk. A relatively quiet location is preferable.
- 4) Packets should be placed on the table, such that page numbers are clearly visible to both players.
- 5) Feel free to set the scene as an interrogation chamber, with a bright light above the suspect, if you wish.
- 6) The inspector should have paper and a writing instrument handy.
- 7) You may wish to play the background soundscape created for this game. You can find it at <https://soundcloud.com/f33uq/the-interrogation> You may wish to play it on repeat, and adjust it to a low volume.
- 8) Turn to the first pages of each packet and begin. Make sure to read and carefully follow all instructions in the packets.

The Creators

Sharang Biswas is an artist, writer and game designer based in New York.

<http://sharangbiswas.prosite.com/>

@SharangBiswas

Rebecca Drapkin is an NYC-based sound designer

<https://soundcloud.com/f33uq>

INSPECTOR

1


PREAMBLE

Instructions that you must carry out are marked in a box

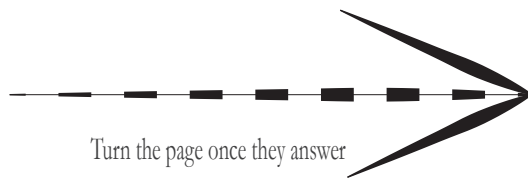
The rest is for you to consider

Carry out all instructions in order, from top to bottom.

When a choice appears, pick one. That is the truth.



means immediately turn the page



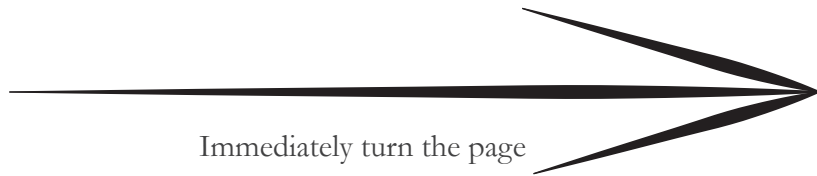
means turn the page once the
murderer has answered your question.

Do not turn pages unless told to do so

You may now turn the page at your leisure

2

They are guilty. You have to prove it.

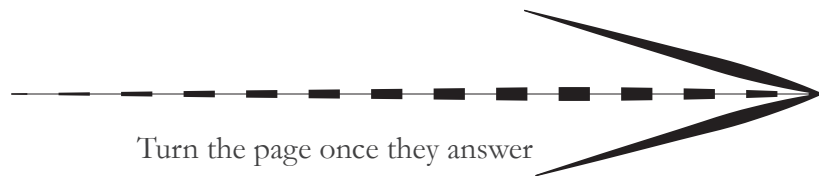


Immediately turn the page

3

You need to be official. Make them uncomfortable with the situation.

Ask them to state their name for the record



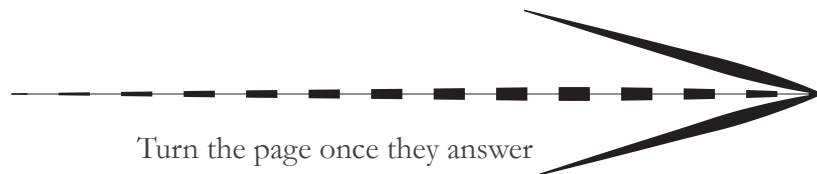
Turn the page once they answer

4

More official matters.

But sometimes, it's good to ask such questions. Reminds them about who has the power in this situation.

Ask them if they know why they're here.

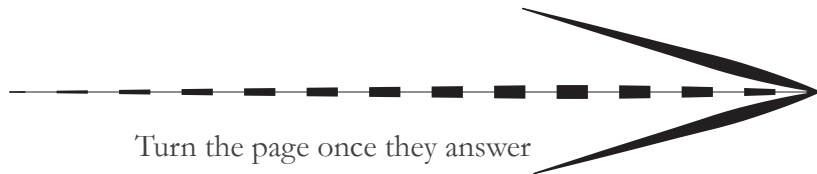


Turn the page once they answer

5

For the record.

Ask them how they were related to the victim.



Turn the page once they answer

6

Unnerve them. It will make them more pliable.

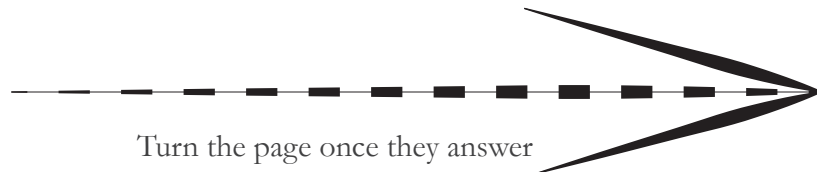
Remember how you found the body.

[A] Stinking, in a puddle of vomit

[B] With its face so battered, it was barely recognizable

[C] With its guts spilling out of its belly

**Tell them how you found the body.
Ask them how that makes them feel.**



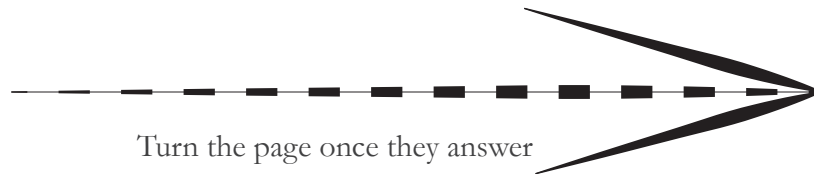
Turn the page once they answer

7

Write this sentence down three times

This will make them nervous

Remark that they don't seem too upset.



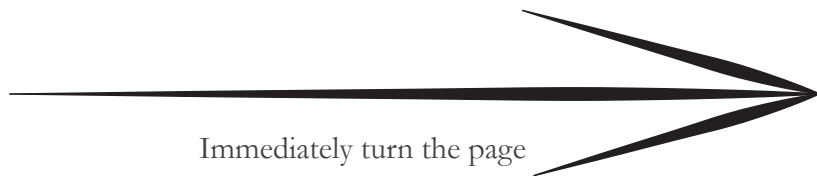
Turn the page once they answer

8

You are not obliged to answer any questions. They are the ones under investigation.

Make them squirm.

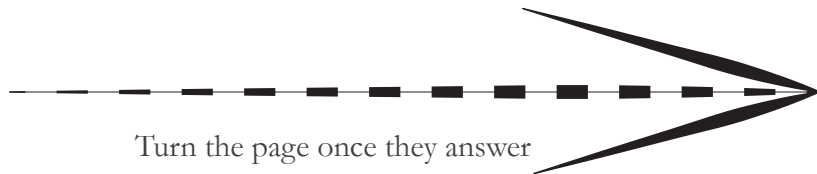
Stare into their eyes and count to 10 in your head.



9

Investigate.

Ask them where they were the night of the murder

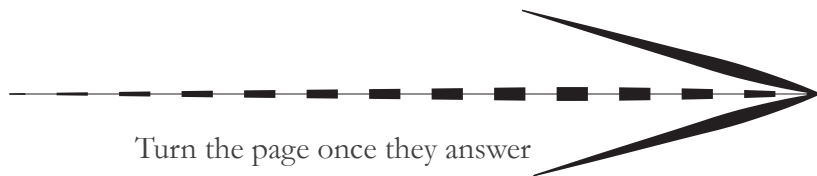


Turn the page once they answer

10

Probe.

**Ask them if they can prove where they were.
Do they have a witness who saw them?**



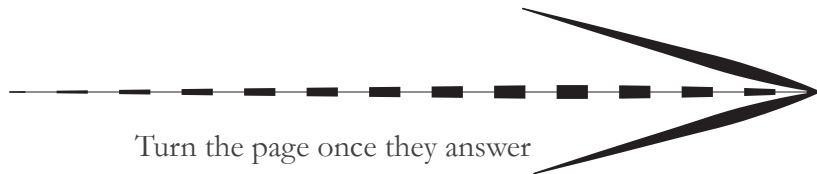
Turn the page once they answer

1 1

Make them uncomfortable. Use the facts. You know more than they think.

**Tell them that their cell-phone records show that they were in the next town over.
See how they respond.**

They may have nothing to say. The truth hurts.

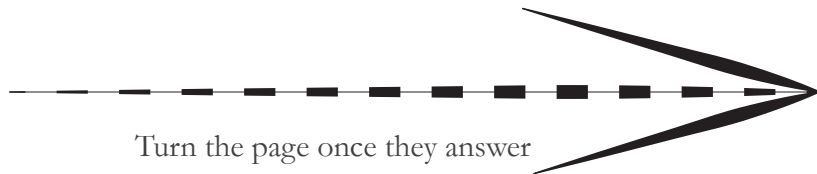


12

The facts do not lie.

Tell them that it would take a few hours to get to the town from their address.

Again, they may have nothing to say. They are probably scared.

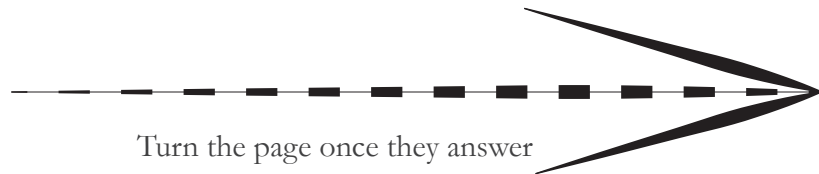


Turn the page once they answer

13

They might lie but the facts do not

Remind them that this means their whereabouts were unknown for a few hours.




Turn the page once they answer

14

Ignore irrelevant details. Focus on the task at hand

Write this sentence down. Look serious.

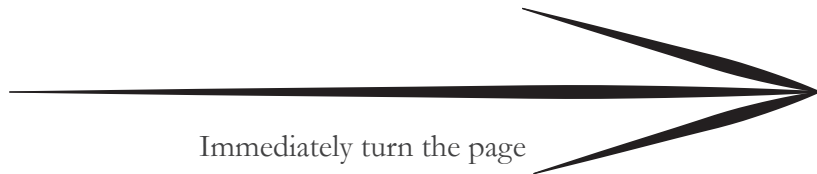


15

You need to catch them in a lie

Tell them you will question the party host.

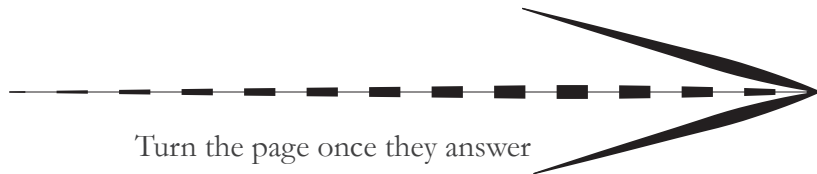
You don't need to follow through. You know they're lying.



16

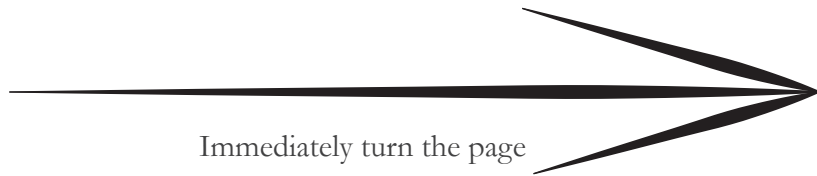
Probe further.

**Ask them for more details about the party.
Ask them when the victim arrived.**



17

What?

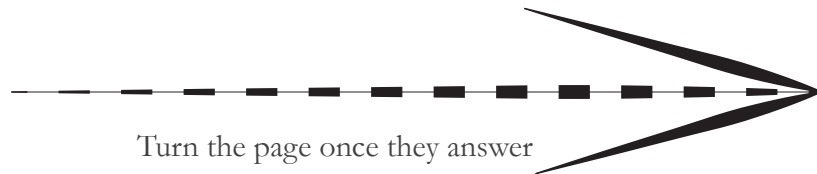


18

Stare at the murderer for a moment.

You know the victim attended the party.
They are lying. You must catch their mistakes.

**Ask them to repeat all the details
they've mentioned about the party.**



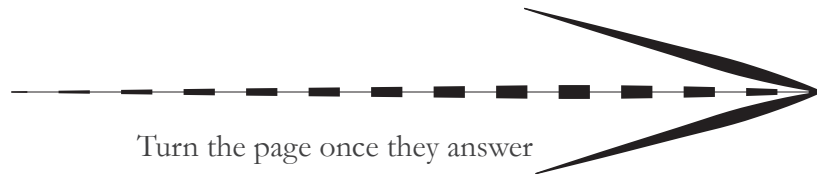
Turn the page once they answer

19

They **MUST** be lying.

Bend the truth, in order to catch them.

Tell them you have witnesses that can place both the victim and the murderer at the part together.



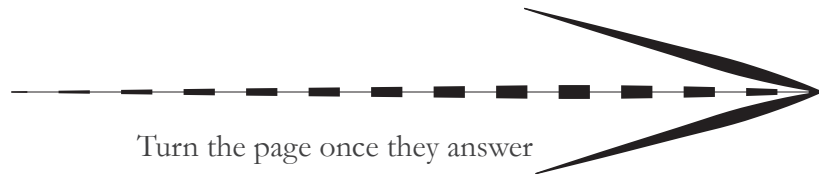
Turn the page once they answer

20

You don't want to see anything. They're trying to trick you with irrelevant details.

You know they did it.

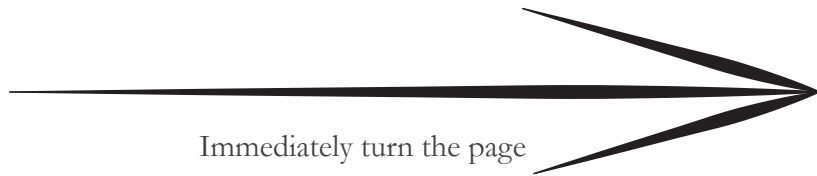
Tell them you know they're lying. TELL THEM!



Turn the page once they answer

21

FILTHY MURDERING LIAR! THEY KILLED THEM! YOU KNOW THEY DID!
THEY'LL ROT IN PRISON FOR WHAT THEY'VE DONE!



They're lying. Of course they're lying. There's no other possible explanation. You need to catch them in a lie. You need to probe further, gather more evidence—no, you have all the evidence you need, you just need this murdering psychopath to slip up with their stories to make a mistake and then you'll have them. Yes you'll have them. You just need to keep them talking for longer yes that's right. Keep them in here talking talking talking until they forget what they've said out of exhaustion and drop the ball. Then you'll have the sonofabitch and you can clap them behind bars where they belong. No fucking judge or lawyer will be able to get this little shit out of jail. Let them rot in there. Just think. What more do you need to ask them? What did you miss? You must have missed something something important something in what they said maybe you should tell them to repeat everything they've said yes that'll work just ask all the questions again and then they'll forget and make a mistake yes that's right yes you'll have that motherfucker and you can throw them in prison with the rest of the lying murdering scum where they all belong you need to probe deeper ask the bastard more questions maybe good cop bad cop they'll slip up the lie the dirty murdering liar tell them you have more witnesses yes you have more witnesses than they'll confess to cold blooded murder and you'll have them for good and the fucker will be so scared they'll probably piss themselves they'll sweat buckets out of their cowardly murdering skin the sonofabitch motherfucker the little shit

SUSPECT

1

PREAMBLE

Answer all the detective's questions, and answer them truthfully.

When a choice appears, pick one. That is the truth.

Whenever the detective turns the page, do the same. Stay on the same page number as the detective.

2

Remember, you are not guilty.

3

You're not feeling very well.

4

You do.

It's about the murder of your friend. Recall their name and gender.

Tell the investigator this.

5

How *were* you related?

[A] You were roommates in college.

[B] You were siblings.

[C] You were former lovers

Answer truthfully.

6

You don't know how to feel.

You weren't very close to the victim.

In fact, you didn't really like them.

It might not be the best idea to tell the investigator that.

But tell them something.

7

You haven't been close for a while. You don't really know how to feel. .

What did they write down? You may ask, if you want to

8

You are not guilty.

9

Your memory is hazy. You were at a party. Alcohol. Sex. Drugs?

You were at a party but you can't remember much.

10

You don't remember much.

Wait—

No, you don't remember much.

You know who hosted the party though. You can mention their name.

11

The party was in the next town over.

That's correct.

You may confirm this, if you wish.

12

That is correct. You drove there.

You might want to mention you stayed the night.

13

You were driving.

You have GPS data. On your phone. Tell them that.

14

You are innocent.

15

They can question whomever they want.

16

You can't remember much about the party. Make up a detail or two.

But

The victim wasn't at the party.

17

The victim wasn't at the party.

18

You can repeat anything you like, but you're certain that the victim was not at the party.

19

You never saw the victim there.

In fact, you saw online a couple of weeks ago saying they said they weren't going to attend.

You should ask the investigator permission to show them the post.

20

You're telling the truth.

You can say that, if you want. You're telling the truth and you didn't kill them.

You didn't even SEE them that day.

21

You've answered all their questions.

You are free to leave.

You can inform them of that fact and leave.